

ERK610

- Ceramic AC Capacitors
- Class X1, 440V AC/Class Y2, 300VAC

TYPICAL APPLICATIONS

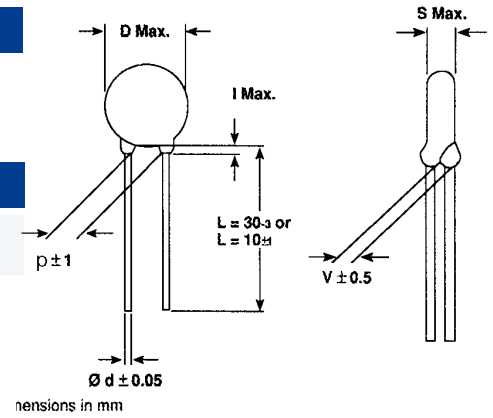
For worldwide use as electromagnetic interference suppressor in all X1 and Y2 applications.

CONSTRUCTION

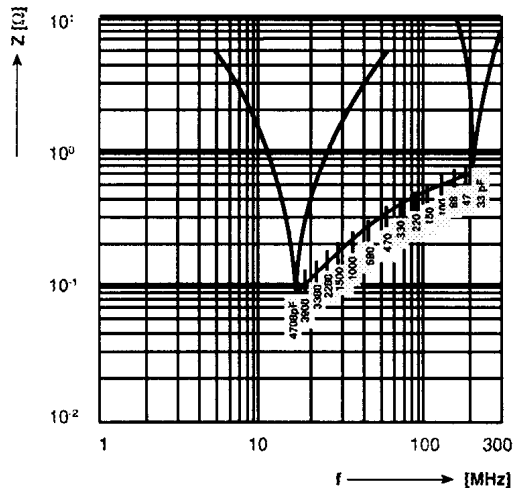
Disc capacitors with epoxy coating. Epoxy dipped, insulating, flame retarding acc.to UL 94V-0.

TECHNICAL DATA

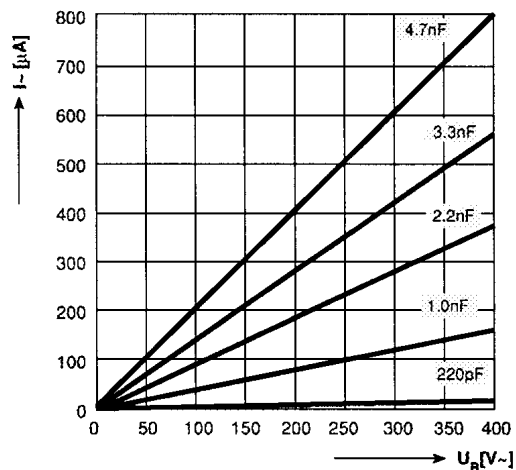
	X1	Y2
Rated voltage U_R (IEC 60384-14.2)	440 VAC, 50 Hz	300 VAC, 50 Hz
Capacitance range	33-4700 pF	
Capacitance tolerance	$\pm 10\%$, $\pm 20\%$	
Temperature range	(-40 to +125) $^{\circ}$ C	
Climatic category	IEC 40/125/21	
Approvals	VDE, UL, CSA	
Dissipation factor $\tan\delta$	$\leq 25 \cdot 10^{-3}$	
Test voltage between terminals	Component test: 2600 VAC, 50 Hz, 2 s As repeated test admissible only once with 2340 VAC, 50 Hz, 2 s Random sampling test (destructive test): 2600 VAC, 50 Hz, 60 s	
Dielectric strength of body insulation	2600 VAC, 50 Hz, 60 s (destructive test)	
Insulation resistance	$\geq 6 \cdot 10^9 \Omega$	
Taping and special lead configurations	On request	



Impedance (Z) as a function of frequency (f) at $T_a = 20^{\circ}$ C (average). Measurement with lead length 50mm.



$I = f(U_R)$ (typ.)



ARTICLE TABLE

Capacitance pF	Dimensions D x s Max (mm)	p±1* (mm)	d±0.05* (mm)	V±0.5* (mm)	Article code 1 st block	Ceramic dielectric
33	8.0 x 6.0	7.5	0.6	1.6	ERK610RK2330M	N 750
47	8.0 x 6.0	7.5	0.6	1.6	ERK610RK2470M	N 750
68	8.0 x 6.0	7.5	0.6	1.9	ERK610RK2680M	K 1200
100	8.0 x 6.0	7.5	0.6	1.9	ERK610RK3100M	K 1500
150	8.0 x 6.0	7.5	0.6	1.9	ERK610RK3150M	K 2000
220	8.0 x 6.0	7.5	0.6	1.9	ERK610RK3220M	K 2000
330	8.0 x 6.0	7.5	0.6	1.9	ERK610RK3330M	K 2000
470	8.0 x 6.0	7.5	0.6	1.9	ERK610RK3470M	K 4000
680	9.0 x 6.0	7.5	0.6	2.0	ERK610RK3680M	K 4000
1000	7.0 x 4.5	7.5	0.6	1.6	ERK610RK4100M	K 6000
1500	8.0 x 4.5	7.5	0.6	1.6	ERK610RK4150M	K 6000
2200	10.0 x 4.5	7.5	0.6	1.6	ERK610RK4220M	K 6000
3300	11.5 x 4.5	7.5	0.6	1.6	ERK610RK4330M	K 6000
3900	14.0 x 4.5	7.5	0.6	1.6	ERK610RK4390M	K 6000
4700	14.0 x 4.5	7.5	0.6	1.6	ERK610RK4470M	K 6000

* Standard lead configuration, other lead spacing and diameter available on request.

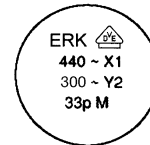
APPROVALS/REFERENCE DOCUMENTS

Certification Body	Specification	Approval Reference
VDE UL	EN 132400 UL 1414 (U _R = 250 VAC)	40001991, 40001992 E73869
CSA (cUL recognition)	C 22.2 No. 1-M90 (U _R =250 VAC)	216038

P=pending

MARKING

D ≤ 9 mm



D ≥ 10 mm



All approval marks are also shown on the label.

ORDERING INFORMATION

Article code

1st block

See article table
Pos. 13 Capacitance tolerance code:
M = ± 20% standard
K = ± 10% option

Note

For lead forming and taping options
see the "General Information" pages.

PACKING

The box dimensions for bulk packaging
are 245 x 145 x 80 mm. Quantity/package
as per article table.

Reels with taped capacitors are packed
10 in a box with dimension 370 x 370 x
560 mm. Quantity/reel according to article
table. The standard quantity/reel is for
360 mm reel. If 500 mm reel is required,
it must be specified when ordering and
the quantity is 2 x the given quantity.

DATA SHEET ERK610

Specifications subject to change
without notice

© Evox Rifa 01/2002